


Non Lock

Push-Pull Control Head



Control Head Industrial

Non lock control heads are designed for remote engine shutdown/choke, latch/valve operation, and numerous other applications. These panel or bracket mounted units are intended for light to moderate loads. They are cost effective solutions to mechanically connecting a manual input source to a remote output, especially when space is limited or rod linkage and bell cranks are not suitable choices. Various T-handles/knobs with or without functional identifications, as well as output end configurations are available. The ordering code and technical description shows the numerous choices.



Description:

Non Lock
Industrial Push-Pull
Control Head

Applications:

- Engine shut down
- Engine choke
- Latch operation
- Valve operation

Features:

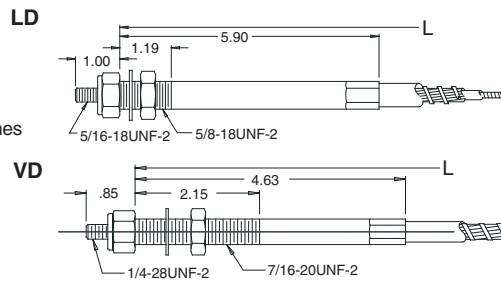
- Load: 50lb maximum
- Travel: 3.00" maximum
- Threaded mount

Other Related Products:

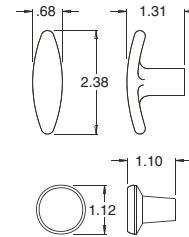
- Micro Adjust
- Twist Lock

Non Lock

All line art dimensions are represented in inches



Knob Options



Material

- Plated Carbon Steel Corrosion-Proof Control Heads

Suggested End Fittings

- See Hardware/End Fittings or Call Factory for More Information

Control Head Matrix

	Extended Dimensions	Non Lock VLD	Non Lock LD	Twist Lock	Micro Adjust	
 VLD Dimensions: .43 DIA, .45 DIA, .97 MIN, .88 MIN FULL THD, 10-32UNF-2A, 7/16-20UNF-2A	"A"	81V32		51V32	21V32DF	EXT
	1" 4.94"	81V42		51V42	21V42DF	
	2" 6.94"	86V32		56V32	26V32DF	UTL
	3" 8.94"	86V42		56V42	26V42DF	
 VLD Dimensions: .34 DIA, .45 DIA, .37 DIA, .13 WIDE, .25 ROOT DIA, 10-32UNF-2A, 7/16-20UNF-2A	"A"	81V33		51V33	21V33DF	EXT
	1" 4.25"	81V43		51V43	21V43DF	
	2" 6.25"	86V33		56V33	26V33DF	UTL
	3" 8.25"	86V43		56V43	26V43DF	
 LD Dimensions: .53 DIA, .65 DIA, .75, .75, .91 MIN FULL THD, 1/4-28UNF-2A, 5/8-18UNF-2A	"A"		91L32	51L32	21L32DF	EXT
	1" 5.18"		91L42	51L42	21L42DF	
	2" 7.18"		96L32	56L32	26L32DF	UTL
	3" 9.18"		96L42	56L42	26L42DF	
 LD Dimensions: .53 DIA, .65 DIA, .50 DIA, .17 WIDE, .41 ROOT DIA, 1/4-28UNF-2A	"A"		91L33	51L33	21L33DF	UTL
	1" 4.56"		91L43	51L43	21L43DF	
	2" 6.56"		96L33	56L33	26L33DF	UTL
	3" 8.56"		96L43	56L43	26L43DF	
 VLD Dimensions: 12.00, .75, .38, .12, .38 DIA, 3/8-24UNF-2, COMMERCIAL LD Dimensions: 1.41, .13 WIDE, .25 ROOT DIA, .38 DIA, 3/8-24UNF-2, COMMERCIAL		79V00		59V00	29V00	BRIS
		79V04		59V04	29V04	
		79V05		59V05	29V05	

Cablecraft® Ordering Codes

Control Head Type _____ 7 - 1 - L - 3 - 2 - (6) - 3 - 120 /

Cable Type _____

Cable Size _____

Stainless Steel Options _____

Output End Fittings _____

Seal Options (Use This Number Only if Requesting Optional Seals) _____

Cable Travel — 1" - 3" (For Output Fittings Style 2 & 3 Only) _____

Overall Length — (See Overall Length Dimension Points Indicated on Each Illustration) _____

Knob Option _____

WARNING!

Since the manufacturer is unable to determine all applications in which a part may be placed, it is the user's responsibility to determine the suitability of the part for its intended use. This is especially true where safety is a factor. Incorrect application or installation may result in property damage, bodily injury, or death. For technical assistance, call 260-749-5105.

Cablecraft®
 Cablecraft Motion Controls

2110 Summit Street
 New Haven, Indiana USA 46774
 Tel 260 749-5105 Fax 260 749-5677

4401 South Orchard Street
 Tacoma, Washington 98411 USA
 Tel 253 475-1080 Fax 253 474-1623

Diplocks Way-South Road
 Hailsham, East Sussex BN27 3JF, England
 Tel 44 1323 841510 Fax 44 1323 845848

www.cablecraft.com