


# Twist Lock

## Push-Pull Control Head



### Control Head Industrial

These twist lock control heads are a robust and simple design — only one moving part. The T-handle is free to travel the full length of the control until locked. Rotating the T-handle 1/8 turn in either direction along the travel will secure loads up to 100lb, and yet unlocks with ease. They are cost effective solutions to mechanically connecting and locking a manual input source to a remote output, especially when space is limited or rod linkage and bell cranks are not suitable choices. The ordering code and technical description shows the numerous choices available to meet customer requirements.



#### Description:

Twist Lock  
Industrial Push-Pull  
Control Head

#### Applications:

- Engine shut down
- Engine choke
- Latch operation
- Valve operation

#### Features:

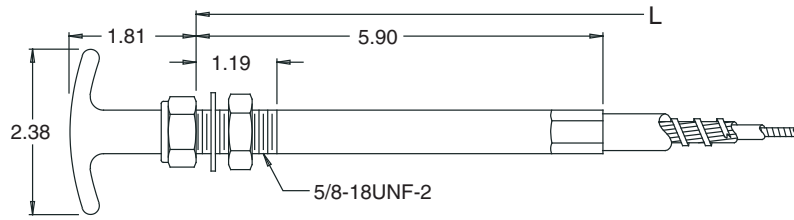
- Load: 100lb maximum
- Travel: 3.00" maximum
- Threaded mount

#### Other Related Products:

- Micro Adjust
- Non Lock

# Twist Lock

All line art dimensions are represented in inches



## Material

- Plated Carbon Steel Corrosion-Proof Control Heads


## Suggested End Fittings

- See Hardware/End Fittings or Call Factory for More Information

## Control Head Matrix

	Extended Dimensions	Non Lock VLD	Non Lock LD	Twist Lock	Micro Adjust	
<p><b>VLD</b></p>	"A"	81V32		51V32	21V32DF	<b>EXT</b>
	1" 4.94"	81V42		51V42	21V42DF	
	2" 6.94"	86V32		56V32	26V32DF	<b>UTL</b>
	3" 8.94"	86V42		56V42	26V42DF	
<p><b>VLD</b></p>	"A"	81V33		51V33	21V33DF	<b>EXT</b>
	1" 4.25"	81V43		51V43	21V43DF	
	2" 6.25"	86V33		56V33	26V33DF	<b>UTL</b>
	3" 8.25"	86V43		56V43	26V43DF	
<p><b>LD</b></p>	"A"		91L32	51L32	21L32DF	<b>EXT</b>
	1" 5.18"		91L42	51L42	21L42DF	
	2" 7.18"		96L32	56L32	26L32DF	<b>UTL</b>
3" 9.18"		96L42	56L42	26L42DF		
<p><b>LD</b></p>	"A"		91L33	51L33	21L33DF	<b>UTL</b>
	1" 4.56"		91L43	51L43	21L43DF	
	2" 6.56"		96L33	56L33	26L33DF	<b>UTL</b>
3" 8.56"		96L43	56L43	26L43DF		
<p><b>VLD</b></p>		79V00		59V00	29V00	<b>BRIS</b>
		79V04		59V04	29V04	
		79V05		59V05	29V05	

Linking Motion & Control...  
The Cablecraft Solution



## Cablecraft® Ordering Codes

5 - 1 - L - 3 - 2 - (6) - 3 - 120

**Control Head Type** — 5 = Twist Lock with 2.38" Plastic Handle  
6 = Twist Lock with 3.5" Metal Handle

**Cable Type** — 1 = Low Friction-EXT    3 = Low Friction    6 = Utility    9 = Bristow

**Cable Size** — V = Very Light Duty    L = Light Duty

**Stainless Steel Options** — 0 = Carbon Steel Fittings  
3 = with Stainless Steel End Rod  
4 = with Stainless Steel End Rod, Support Tube and Innermember Armor

**Output End Fittings** — 0 = See Illustration    2 = Threaded Swivel    3 = Grooved Swivel

**Seal Options** (Use This Number Only if Requesting Optional Seals) — 5 = Improved Model 5 Wiper Seal is Standard on Low Friction-EXT & Utility  
6 = Model 6 Wiper Seal, Optional on All Controls

**Cable Travel** — 25 mm- 76 mm (For Output Fittings Style 2 & 3 Only)

**Overall Length** — (See Overall Length Dimension Points Indicated on Each Illustration)

## WARNING!

Since the manufacturer is unable to determine all applications in which a part may be placed, it is the user's responsibility to determine the suitability of the part for its intended use. This is especially true where safety is a factor. Incorrect application or installation may result in property damage, bodily injury, or death. For technical assistance, call 260-749-5105.

**Cablecraft®**  
Cablecraft Motion Controls

2110 Summit Street  
New Haven, Indiana USA 46774  
Tel 260 749-5105 Fax 260 749-5677

4401 South Orchard Street  
Tacoma, Washington 98411 USA  
Tel 253 475-1080 Fax 253 474-1623

Diplocks Way-South Road  
Hailsham, East Sussex BN27 3JF, England  
Tel 44 1323 841510 Fax 44 1323 845848

www.cablecraft.com